




Virginia 4-H Poultry Project



Senior Record Book (for youth ages 13-19)

Name _____ Date of Birth _____ Age _____

Physical Address _____

Mailing Address (if different) _____

What county/city 4-H program are you enrolled in with this project _____

4-H Club _____ Years in 4-H (including this year) _____

Is the place where you keep your project animal registered with the National Animal Identification System (NAIS) Yes No

Date Project Started _____ Date Project Completed: _____

Member Statement:

I hereby certify that I have personally kept records on this project and have personally completed this record book.

4-H Member's Signature _____ Date: _____

Record Approval: The 4-H member has completed this record book to a satisfactory level.

Parent/Guardian Signature: _____

4-H Leader's Signature: _____

Instructions for Using this Record Book

This record is designed to be the place for you to keep records on your animal projects. Read through the book carefully and complete all sections requested (for example, project planning, feed and health care purchases, supplies and tools, results from shows, and a financial summary). Do not leave any sections blank unless they do not relate to your project animal. It is important that you do your own work, but ask your 4-H leader, Extension Agent, parents, or other 4-H volunteers for help when you do not understand something.

This project record book is for record-keeping only. Information about how to raise these animals can be found in various 4-H Project Guides. Copies of project guides may be obtained from your local Virginia Cooperative Extension office.

1. Read through this book and familiarize yourself with the kinds of records you will need and where information should be recorded. Discuss the book with your parent and/or 4-H leader.
2. Complete essential information when you first start your project, such as the cover page and the project planning page. Share your goals with your 4-H leader.
3. Keep your records up to date. Record information as it occurs. Consider setting aside specific times during the project when you will work on your record book.
4. Write neatly and legibly. Use only one color ink.
5. Include at least one photograph of you with your project animal, but do not include more than two pages of photos. Additional clippings should be displayed in a scrapbook, not this record book.
6. Maintain your book in a 3-ring notebook/binder or folder.
7. Write a project story that captures what happened during your project. Discuss your goals, your activities, your challenges, and your accomplishments. Project stories must be at least five sentences; more experienced 4-H members' stories should be more in depth.

Revised 2007 by: Kelly Mallory, Extension Agent, 4-H Youth; Kaci Coppedge, Extension Agent, 4-H Youth; Cyndi Estienne, Extension Agent, 4-H Youth; Mary Elizabeth Williams, Extension Agent, 4-H Youth; Jocelyn Dailey, Extension Agent, 4-H Youth; Leslie Prillaman, Extension Agent, 4-H Youth; Bertha Durbin, 4-H Volunteer; Sandra Turner, 4-H Volunteer; Mark Walberg, Extension Animal Science Specialist, Virginia Tech; Celeste Crisman, Extension Equine Specialist, Virginia Tech; David Winston, Extension Dairy Specialist, Virginia Tech.

www.ext.vt.edu

Virginia Cooperative Extension programs and employment are open to all, regardless of race, color, national origin, sex, religion, age, disability, political beliefs, sexual orientation, or marital or family status. An equal opportunity/affirmative action employer. Issued in furtherance of Cooperative Extension work, Virginia Polytechnic Institute and State University, Virginia State University, and the U.S. Department of Agriculture cooperating. Mark A. McCann, Interim Director, Virginia Cooperative Extension, Virginia Tech, Blacksburg; Clinton V. Turner, Interim Administrator, 1890 Extension Program, Virginia State, Petersburg.

Project Planning

This page should be completed at the start of your project and share it with your 4-H leader.

1. Set at least three goals for yourself this year.

- What do you want to learn?

- What do you hope to accomplish?

- What new activities do you want to try?

Please tell us about your project animal (check all that apply)

- I purchased my project animal
- My project animal is bred & owned (from a flock on my family farm)
- I lease my project animal
- I board my project animal at another farm

Project Planning

1. What factors will you consider when selecting your project (breed, age, price, muscling, etc...)?

2. Where will you get your project ? Reasons for selecting that breeder, farm, or business?

3. How much do you expect to spend on your project?

Purchase price or value of the animal \$ _____

Cost of Feed \$ _____

Cost of Supplies \$ _____

Other Costs \$ _____

Expected Total Expenses \$ _____

4. How will you pay for your project animal and expenses?

After completion, show this page to your 4-H leader for approval.

Leaders Signature: _____ Date: _____

Laying & Breeding Flock Inventory						
Month	Number of birds Beginning	Number of Birds Added to the flock	Purchase Price of Birds Added	Number Died	Number Culled (Removed) From Flock	Number of birds Ending
Jan						
Feb						
March						
April						
May						
June						
July						
Aug						
Sept						
Oct						
Nov						
Dec						
Total	Total	Total	Total	Total	Total	Total

Market Bird Inventory

Bird or Group Identification	Number of Birds Purchased	Date of Purchase	Purchase Price	# Died	# Sold	# Kept	Profit from Sale of Birds
	Total		Total	Total	Total	Total	Total

Animal Care and Management

Your project requires regular care and management. List the things necessary to take care of your project animal(s).

Include the following:

- Feeding and watering practices
- Grooming (clipping, trimming, foot care, etc.....)
- Health practices and medicines
- General Management (cleaning living area and feed pans, halter breaking, training, etc...)
-

Daily—Things done every day
<i>Example: fed animal , gave fresh water</i>
Weekly—Things done once a week
<i>Example: cleaned feed and water containers,</i>
Monthly—Things done once a month
<i>Example: new bedding</i>
Yearly—Things done one time or occasionally throughout the year
<i>Example: disinfected cages</i>

Equipment and Supply Inventory

At the beginning of the 4-H year, take an inventory of what equipment and supplies are on hand. If the cost is not known, estimate the replacement value. Add new equipment or supplies you purchase to the list. If equipment is shared between 4-H members, divide the cost between

Beginning Inventory - Equipment on hand at beginning of the project year
Remember that these are not "new" items. Wear and tear occurs on equipment we use again from year to year. These items will depreciate (go down in value). Please take this into account when putting a dollar value on your inventory items.

Amount & Kind	Beginning Value	End Value
<i>Ex: 3 used rope halters</i>	<i>\$12.00</i>	<i>\$9.00</i>

New Inventory - Equipment and supplies purchased during the project year
Wear and tear occurs on equipment as we use it. New items will depreciate (go down in value). Please take this into account when putting a dollar value on your inventory items.

Amount & Kind	Beginning Value	End Value
<i>Ex: new show halter</i>	<i>\$80.00</i>	<i>\$75.00</i>
<i>fly Spray</i>	<i>\$15.00</i>	<i>\$0.00</i>
Total Inventory Value	\$	\$



\$	-	\$	=	\$	Equipment Expenses
----	---	----	---	----	---------------------------

Feed Records and Expenses

Keeping good feed records is important. A good practice is to enter your feed expenses when you buy feed. Put a calendar in the barn and write down the amount and the kind of feed used each day. At the end of the month, total each kind of feed used and its cost and record the information below.

<u>Month</u>	<u>Type of Feed</u> <small>(grain, silage, hay, pasture, etc.)</small>	<u>Amount</u> <small>(indicate lbs, bales, etc.)</small>	<u>Cost or Value</u>	
____ days	_____	_____	\$ _____	\$ _____
	_____	_____	\$ _____	Total Costs
	_____	_____	\$ _____	
____ days	_____	_____	\$ _____	\$ _____
	_____	_____	\$ _____	Total Costs
	_____	_____	\$ _____	
____ days	_____	_____	\$ _____	\$ _____
	_____	_____	\$ _____	Total Costs
	_____	_____	\$ _____	
____ days	_____	_____	\$ _____	\$ _____
	_____	_____	\$ _____	Total Costs
	_____	_____	\$ _____	
____ days	_____	_____	\$ _____	\$ _____
	_____	_____	\$ _____	Total Costs
	_____	_____	\$ _____	
____ days	_____	_____	\$ _____	\$ _____
	_____	_____	\$ _____	Total Costs
	_____	_____	\$ _____	
____ days	_____	_____	\$ _____	\$ _____
	_____	_____	\$ _____	Total Costs
	_____	_____	\$ _____	
____ days	_____	_____	\$ _____	\$ _____
	_____	_____	\$ _____	Total Costs
	_____	_____	\$ _____	

TOTAL FEED COSTS FOR PROJECT \$ _____

Feed Tag Information

Please attach a tag or label from one feed being used for your project animal. If a home-made mix is used please describe the mix on the back of this page.

1. What production level or type of animal is this feed designed for?
(*Ex. lactating animal, growing animal, etc....*)
2. What is the Crude Protein level of this feed?
3. What is the main ingredient in this feed?
(Hint: if the answer is not clear, it's probably the first ingredient listed.)
4. Is this a medicated feed?
5. What is the active drug ingredient?
6. Is there a withdrawal time of this drug ingredient?
7. The TDN (Total Digestible Nutrients) level of a feed indicates energy value. Please calculate the TDN level of this feed. Crude fiber level can be found on your feed tag.

Formula = {84—(1.5 x % Crude Fiber)} - _____% TDN
(*Example {84—(1.5 X 15)} = 61.5 % TDN*)

Calculate Monthly Cost of Feeds

This worksheet provides you with the formula and practice on calculating how much you spend per month on feed. This information is needed to complete the chart below. If you feel comfortable with this calculation you do not need to complete this page

Grain

Cost of a bag of grain: \$ _____ ÷ _____ lbs in the bag = \$ _____ per lb

Amount fed: _____ lbs per day X _____ days (in month) = _____ lbs

Monthly cost of grain: \$ _____ X _____ lbs =

(Cost per lb grain) (Total amount fed) (Monthly Cost of Grain)

Supplements

Cost of package: \$ _____ ÷ _____ oz or lb. in container = \$ _____ per oz or lb.

Amount fed: _____ oz or lb. per day X _____ days (in month) = _____ oz or lb.


Monthly cost of supplements: \$ _____ X _____ oz or lb. =

(Cost per oz or lb.) (Total amount fed) (Monthly cost of Supplement)


Feed Summary

Calculate the total amount of feed used and the amount spent of feed. Leave any blank that do not apply. Complete the pie charts below.

	Total Pounds of Grain		lbs
	Total Pounds of Supplements		lbs
Total Pounds Fed			lbs



	Total Cost of Grain		\$
	Total Cost of Supplements		\$
Total Feed Cost			\$



Question

How do these pie charts compare?

Poultry Health Treatment Record

Deworming
Antibiotic Treatments

Vaccinations
Mange/Lice Treatments

Vitamin Injections
Other Health Treatments

Animal or Group ID	Date	Condition Being Treated	Treatment Administered	Withdrawal Time (On Label)	Treatment Cost
			Product Used: Dose:		
			Product Used: Dose:		
			Product Used: Dose:		
			Product Used: Dose:		
			Product Used: Dose:		
			Product Used: Dose:		
			Product Used: Dose:		
			Product Used: Dose:		
			Product Used: Dose:		
Total Cost of Treatments					\$

I certify that I produced this animal, it was not fed any prohibited feedstuffs and I have listed ALL products and treatments they received while in my care:

Youth Signature: _____

Parent/Guardian Signature: _____

Other Health Care Expenses

Anything health related that does not fit into treatment category like health papers from the Veterinarian or hoof trimming

Date	Description	Cost \$
<i>Example: July 1st</i>	<i>Health Papers for the County Fair</i>	<i>\$25.00</i>
Total Other Health Care Expenses (if any)		\$

	+		=	
Total Cost of Treatments (Page 13)		Total Other Health Care Expenses (Page 14)		Total Health Care Expenses

Miscellaneous Expenses or Fees

List any expenses that do not fit into one of the previous categories. Examples: Entry fees, transportation, breed association dues, registration papers, etc.

Date	Description	Cost \$
<i>Example</i> 7/1	<i>County Fair Entry Fees</i>	<i>\$40.00</i>
Total Miscellaneous Expenses		\$

Miscellaneous Income

Any income from the sale of products from your project animal. (chicks, birds, meat or eggs)

Date	Description	Income \$
Total Miscellaneous Income		\$

Show Ring Record

Record the date and name of any shows attended, placing out of the number of entries in the class, and any premium money earned.

Date	Show	Class	Placing	Premiums Won
			----- out of -----	
			----- out of -----	
			----- out of -----	
			----- out of -----	
			----- out of -----	
			----- out of -----	
			----- out of -----	
			----- out of -----	
			----- out of -----	
			----- out of -----	
			----- out of -----	
			----- out of -----	
			----- out of -----	
			----- out of -----	
			----- out of -----	
			----- out of -----	
			----- out of -----	
			----- out of -----	
			----- out of -----	
			----- out of -----	
Total Premiums Won\$				

Project Financial Summary (one chart for all)

Every project has a value, even those which are leased or borrowed. Please work with the owner or breeder to determine the value of the project.

<u>Income</u>	\$
1. Birds sold to be used for production pg 14	
2. Eggs sold pg 14	
3. Birds sold for Market and/or Meat pg 14	
4. Show Premiums Won pg 15	
Total Income =	\$
<u>Expenses</u>	
<ul style="list-style-type: none"> • Many youth select projects as a hobby or for fun, but all projects will incur expenses. • Please use this section to list all expenses related to participating with this project animal 	
1. Birds purchased pg 5 and/or 6	\$
1. Equipment Expenses p 8	\$
2. Feed Expenses pg 9	\$
3. Health Care Expenses pg 13	\$
4. Miscellaneous Expenses pg 14	\$
Total Expenses =	\$
Financial Summary (Total Income–Total Expenses)	
	\$

Questions

1. Was the cost of keeping your project what you expected?

2. What will you do differently next year ?

Flock Production Record

Egg Production			Eggs Markets and/or Used at Home		Layer Poultry Marketed and/or Used at Home	
Month	Number of birds	Total Number of eggs produced	Number of eggs sold	Number of eggs used at home	Number of birds sold	Number of birds used at home
Jan						
Feb						
March						
April						
May						
June						
July						
Aug						
Sept						
Oct						
Nov						
Dec						
Totals						

Incubation Record						
Date Eggs Set	Number of Eggs Set	Expected Hatch Date	Date Eggs Hatched	Number of Eggs Hatched	Number of chicks kept	Number of chicks sold

Market Pen Record

Number of Birds Purchased/Raised _____

Weeks Raised _____

Number of Birds Exhibited _____

	Bird 1 weight	Bird 2 weight	Bird 3 weight	Total Pen Weight
Pen #1				
Pen #2				
Pen #3				

Poultry Processing Record

	Number of Birds Raised	Weeks Raised	Number of Birds Processed	Pounds of Meat Produced
Processing Date				
Processing Date				
Processing Date				
Processing Date				
Processing Date				

Note: You may photocopy pages 19-21 and add to other project books if you have more than one project type.

4-H Activities

Number of club meetings held: _____ Number you attended _____

What 4-H committees did you serve on?

Did you hold an officer position in your 4-H Club? Yes No

If Yes, which one ?

- President
 Vice President
 Secretary
 Treasurer
 Reporter
 Chaplain
 Other _____

What other 4-H leadership roles did you hold this year? (camp counselor, teen leader, etc...)

What other 4-H clubs did you belong to and/or what other projects did you complete?

4-H Activities

(community service, workshops, camps, Share-the-Fun, county contests, judging teams, etc....)

Activity	Date	Location	Placing or Comments

Activities other than 4-H

What other clubs or groups did you belong to this year? (school, church, community, etc...)

List any activities you participated in for scouts, sports groups, church, community service, etc. that were not affiliated with 4-H.

Activity	Date	Comments

What leadership roles did you fulfill outside of 4-H? (school, church, community, etc...)

Note: You may photocopy pages 19-21 and add to other project books if you have more than one project type.

4-H Story

The motto of 4-H is "learn by doing". Each year we learn something new by participating in a 4-H project. Please write a story that explains:

- *What you have learned*
- *New skills you have gained over this past year in 4-H*
- *What goals you accomplished. If you accomplished your goals, how did you do so?*

Other Examples that you may consider writing about include: Something that happened that was funny, sad or exciting, Challenges you faced and how you overcame them, Who helped you with your project and how they contributed, Things you are most proud of. Feel free to relate your 4-H experience to other parts of your life (school, home, family, friends, etc..). Stories must be at least five sentences.



Project Photos



** Please limit yourself to a maximum of two photo pages. **
Additional memorabilia should be displayed in a scrapbook or 4-H portfolio.

**Optional—Record Book Scorecard*

4-H Members: Leave this page blank.

The person judging your book will complete the score card.

<u>Points Possible</u>	<u>Scoring Criteria</u>	<u>Points Awarded by Judge</u>
10	Neatness (legible writing, one color ink, well-organized)	_____
15	Completeness (all pages and sections, complete thoughts and ideas)	_____
5	Signatures obtained on front cover (member, parent, leader)	_____
10	Accuracy (no math errors, factual statements made)	_____
20	Project Work (goals set, evidence of work throughout the year, goals accomplished, book completed by 4-H member, not an adult)	_____
10	4-H Participation (meetings, clinics, workshops, camps, contests, educational experiences)	_____
20	Project Story (well-written, original, creative, complete thoughts, grammar, mechanics)	_____
10	Photos, clippings, etc. (include at least one photo, not more than 2 pages)	_____
100	Total Points Earned by 4-H'er	_____

Scoring: 90-100 Blue, 75-89 Red, 74 or below White

Judges' Comments: